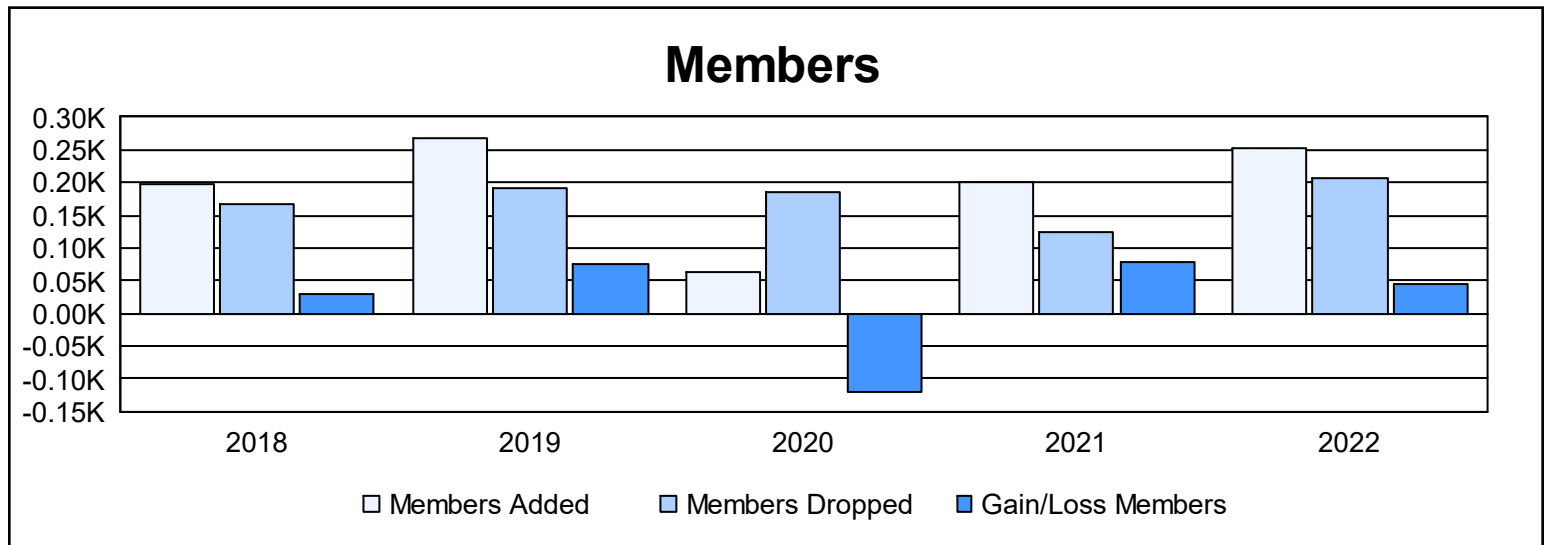
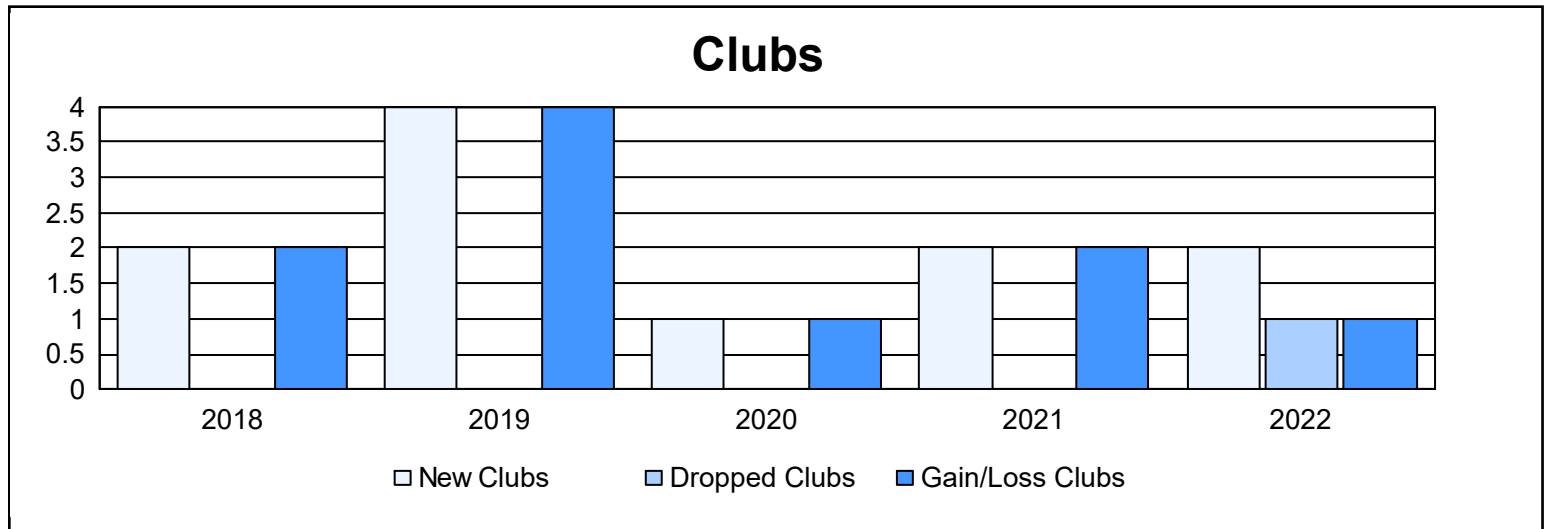
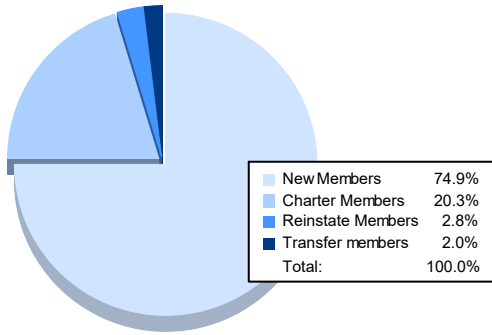


Year	New Clubs	Dropped Clubs	Gain/ Loss Clubs	New Members	Charter Members	Reinstate Members	Transfer Members	Total Member Added	Total Members Dropped	Gain/ Loss Members
2017-2018	2	0	2	134	46	5	13	198	167	31
2018-2019	4	0	4	144	113	1	9	267	191	76
2019-2020	1	0	1	47	8	5	4	64	184	-120
2020-2021	2	0	2	153	34	9	6	202	124	78
2021-2022	2	1	1	188	51	7	5	251	207	44
<b>Average</b>	<b>2</b>	<b>0</b>	<b>2</b>	<b>133</b>	<b>50</b>	<b>5</b>	<b>7</b>	<b>196</b>	<b>175</b>	<b>22</b>



### Membership Composition June 2022 Cumulative



### Gender Composition June 2022 Cumulative

